

Version:  
December 01, 2022.

# DEMINT

## Electronics Co., Ltd.

### (LTA)

## Ceramic Filters

Web: [www.direct-token.com](http://www.direct-token.com)

Email: [rfq@direct-token.com](mailto:rfq@direct-token.com)

**DeMint Electronics Co., Ltd.**

**China:** 17P, Nanyuan Maple Leaf Bldg., Nanshan Ave.,  
Nanshan Dist., Shenzhen, Guangdong, China. 518054  
Tel: +86 755 26055363

**Taiwan:** No.137, Sec. 1, Zhongxing Rd., Wugu District,  
New Taipei City, Taiwan. 248012  
Tel: +886 2981 0109 Fax: +886 2988 7487

## ▶ Product Introduction

### Introduction (LTA)

DeMint ceramic filters for radio-cassette recorder (LTA) series are designed to address the needs of standard radio cassette recorder requirements.

Recommend for use in low cost products where economically, efficient designs are critical. The nominal frequency tolerance is  $\pm 2\text{KHz}$ .

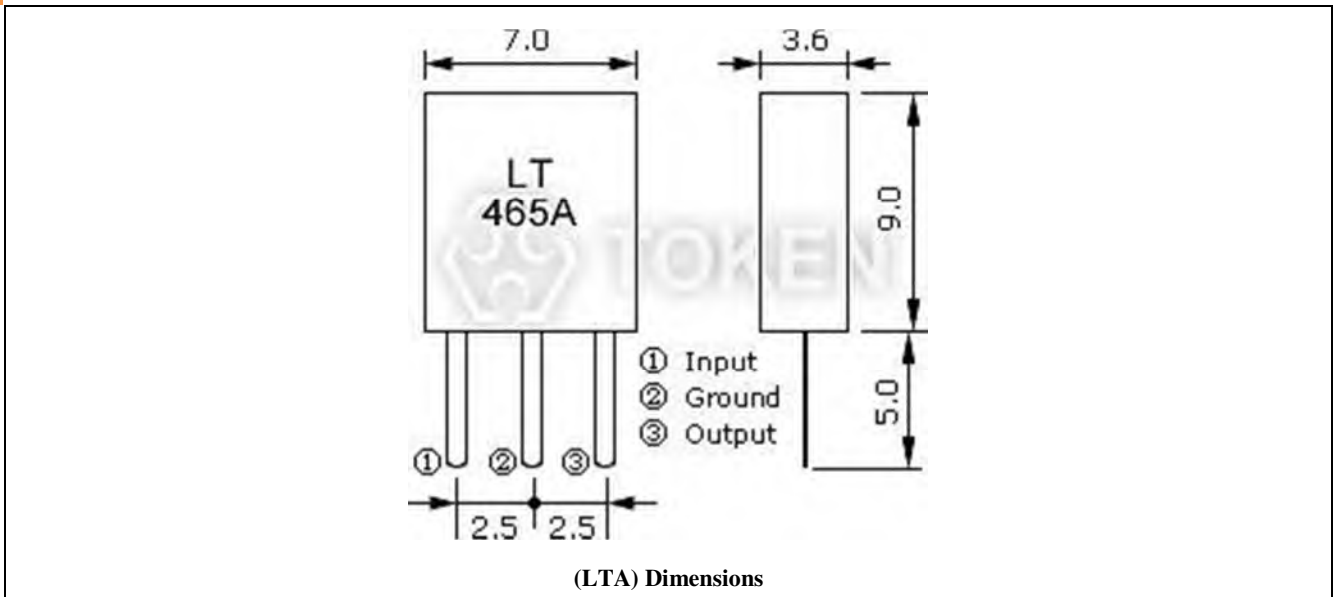
DeMint ceramic (LTA) filters conform to the RoHS directive.

Ceramic (LTA) filter for radio cassette recorder can be customized designs and tighter tolerances available on request.

Application of specific designs also available including different piezo band-pass devices and Q specifications adjusted to frequency requirements.

Contact us with your specific needs. For more information, please link to DeMint official website "[Ceramic Filters](#)".

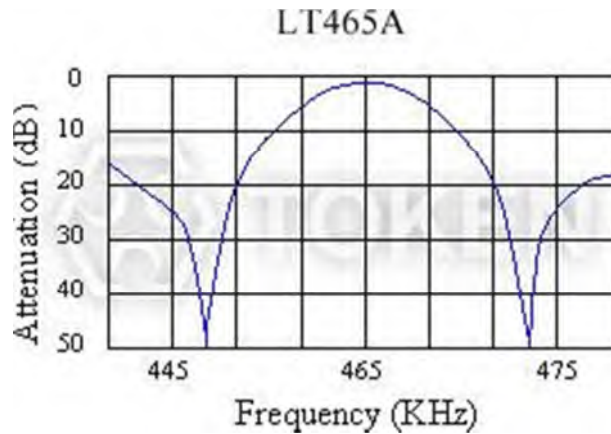


**► Dimensions****Dimensions (Unit: mm) (LTA)**

## ► Technical Characteristics

### Technical Characteristics (LT)

Part Number	Center Frequency (fo)(KHz)	Insertion Loss (dB)Max.	6dB Band Width (KHz)Min.	Spurious Attenuation (fo±100KHz)(dB)Min.	Selectivity ±9KHz off (dB)Min.	Pass Band Ripple (dB)Max.	Input/Output Impedance (Ω)
LT450A	450±2	3	8	12	11	1	2
LT455A	455±2	3	8	12	11	1	2
LT465A	465±2	3	8	12	11	1	2



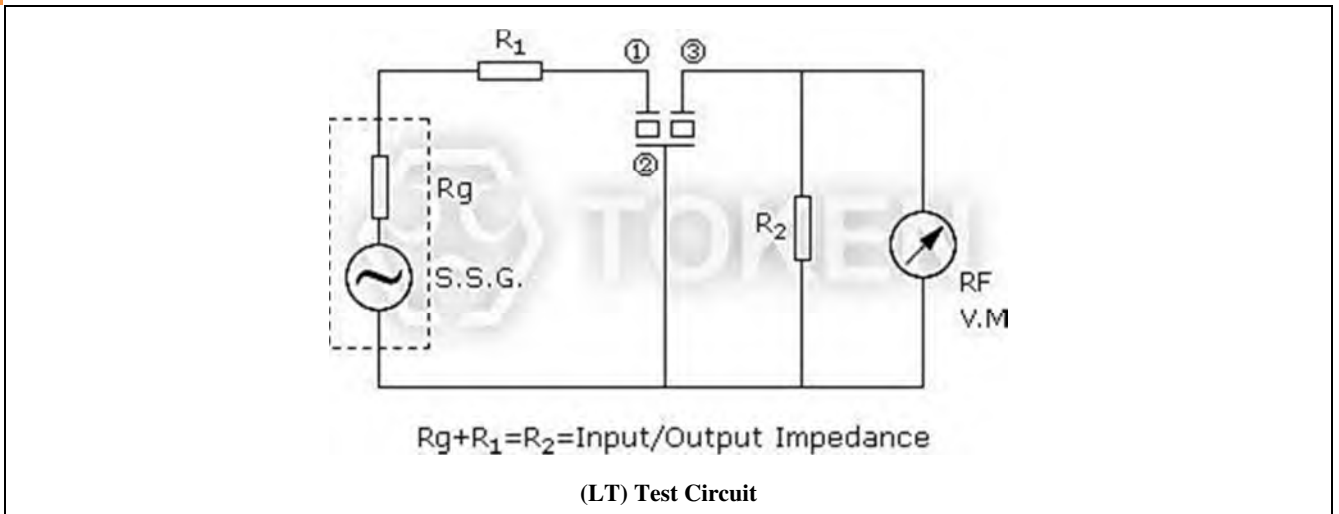
(LTA) Technical Characteristics

- Center Frequency (fo) is available in a range of 450KHz ~ 470KHz.  
The nominal frequency tolerance is ± 2KHz.



▶ **Test Circuit**

**Test Circuit (LT)**



▶ **Order Codes**

**Order Codes (LT)**

<b>LT455A</b>	<b>P</b>
Part Number	Package

## ▶ General Information

### Introduction of Filters

For more than two decades, piezo technology has been instrumental in the proliferation of solid state electronics. A view of the future reveals that even greater expectations will be placed on piezoelectric material in the area of new applications and for more stringent performance criteria in modern products.

DeMint sophisticated ceramics technology has greatly increased selectivity and wide-band characteristics, and has stabilized the characteristics of ceramic filters. The series covers a wide range of attenuation and bandwidths to allow selection of the most optimum filter characteristics for each application.

DeMint filters are band pass filters consisting of one or more ceramic resonators connected in a ladder network configuration. Pass band characteristics are determined by the relative resonant and anti-resonant frequencies of the resonators. Both narrow and wide pass band configurations are manufactured by adjusting the resonator frequency characteristics.

The IC (Integrated Circuit) has found wide use in the field of commercial equipment, such as automotive radios, stereo systems, 2-way communications, TV sets, etc. Thus, new miniature integrated filters, with high performance, are extremely desirable for use in IF circuits.

Furthermore, radio wave disturbance due to rapid progress of data transmitting rate and remarkable sophistication of communication network have become significant traffic conflicts. Accordingly, the demand for filters with high selectivity and wide pass band width has boosted.

The IC application of the active elements will continue its progress, and there will be a growing demand for highly selective, non-adjustable, miniature and wide pass band width IF circuit.

### Advantage of DeMint Piezoelectric Filters

DeMint Electronics had been able to develop specialized piezo materials which when combined with an advance design have resulted in a complete line of practical, inexpensive piezo devices for entertainment and communications applications.

DeMint reliably deliver high-quality components according to the each customer special needs with respect to performance, costs, and technology modifications.

For marketing discontinuations or sourcing activities concerning Piezoelectric Filter products, you are encouraged to contact our Sales Department so the request can be properly directed within DeMint.

